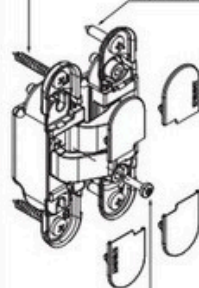


Screws

Covers standard fixing

TCIC Ø4.5X min.30mm DIN7505-B
TCIC MAX min.16mm UNI7687 DIN7985

TCIC Ø4.5X min.20mm DIN7505-B
TCIC MAX min.16mm UNI7687 DIN7985



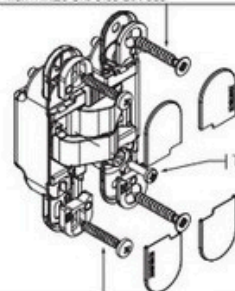
TCIC Ø3.5X min.16mm DIN7505-B

Screws

Covers magnetic fixing

-TSFIC Ø5X min.20 DIN 7505-A
-TSFIC MSX min.20 UNI 7688 DIN 965
-TSPEI MSX min.20 UNI 5933 DIN 7991
-TSFHT MSX min.20 UNI 6109 DIN 963

-TSFIC MSX min.20 UNI 8113 DIN 7500-M
-TSFIC Ø4.8X min.19 UNI 6955-AB
-TSFHT Ø4.8X min.19 UNI 6952-AB



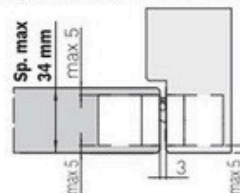
TCIC Ø3.5X min.16mm DIN7505-B

-TCIC Ø4.5X min.30 DIN7505-B
-TCIC MAX min.20 UNI 7687
-TCIC MAX min.20 UNI 6107
-TCIC MAX min.20 UNI 8112 DIN 7500-C

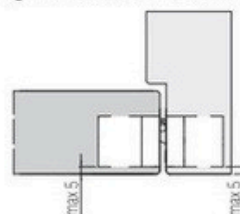
-TCIC MAX min.20 UNI 9327
-TCIC Ø4.2X min.20 UNI 6954 AB
-TCIC Ø4.2X min.19 UNI 8118
-TBEI MAX min.20 ISO 7380

Installation

Hinge centered on the door leaf



Hinge NOT centered on the door leaf



NOTE


Product info

For additional information view the website or product catalogue.

Certification

View product certifications in the catalogue or on the website.

Specific warnings



- Double the upper hinge whether a door closer is used;
- Double the bottom hinge whether a door stop or drop down seal is used;
- Place a central hinge whether the door leaf is higher than 2100 mm.



K1019

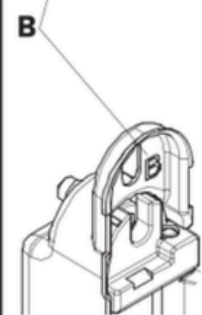
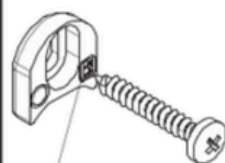
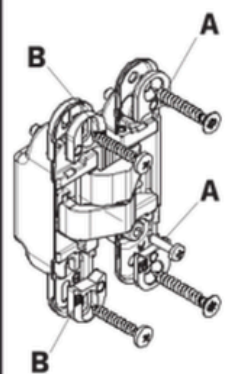


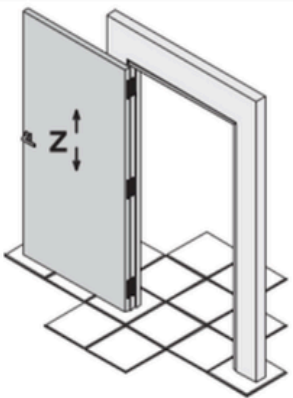
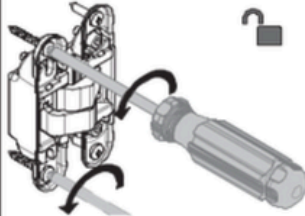

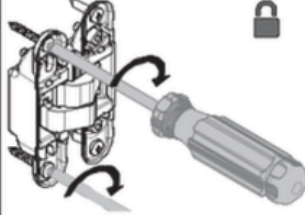
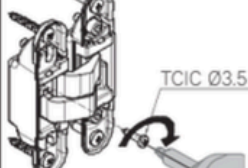
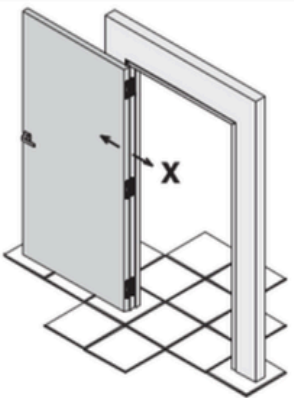
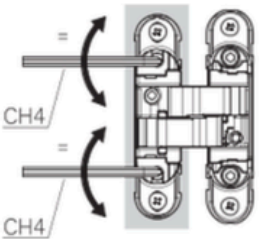
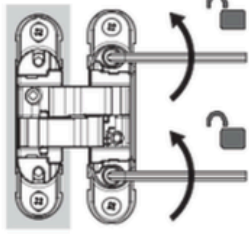
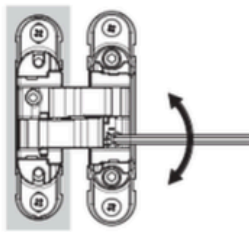
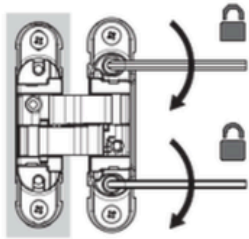
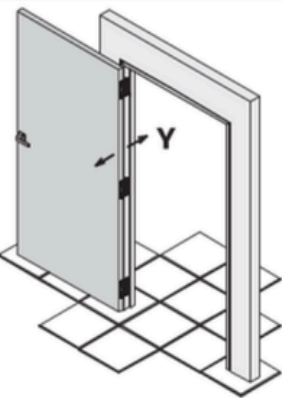
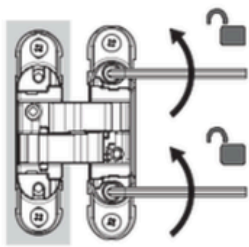
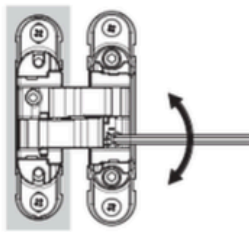
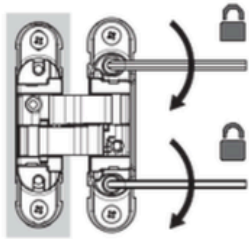
K1060

Scan me for view
website or
catalogue

Installation
examples





Adjustments		
Vertical (+2.5 mm / -2.5 mm)	Horizontal (+3 mm / -1.5 mm)	Depth (+1 mm / -1 mm)
    	    	   

TCIC Ø3.5